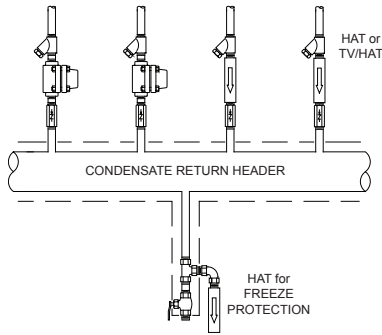


INSTALLATION INSTRUCTIONS

HAT & TV/HAT

IMPORTANT: Before installation, please read and understand this sheet.

REMEMBER: These valves are fully open at their stated temperature and fully closed at approximately 10°F higher. Unless otherwise stated, these valves are supplied at their standard Cv or flow rate. Smaller or larger Cv's are available on request. Outflow temperatures will be the same regardless of pressure and the amount of backup will depend on heat loss. These valves will not cycle, but will modulate, which makes them ideal for heat trace applications where over-temperature is undesirable. If condensate outflow is to be used to warm or freeze protect a small device, you must provide several feet of bare tubing ahead of (upstream of) the valve to provide the condensate. A #20 mesh strainer is recommended to use with all port sizes.



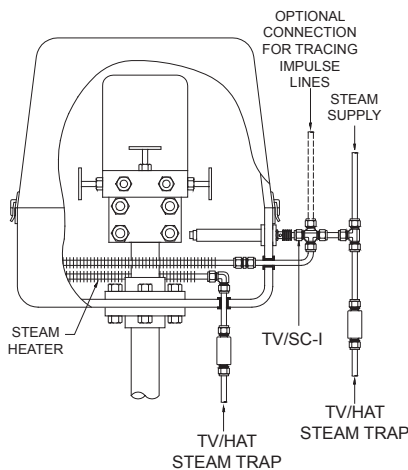
AS A STEAM TRAP REPLACEMENT:

The **HAT** and **TV/HAT** can be used to replace some traps. In general, they may be used in any light load situation, such as: Steam tracing, ahead of block valves in steam lines, and start-up vents for water hammer plagued systems.

NOTE: In the condensate return header application illustrated, the **HAT** and **TV/HAT** must be used with a check valve downstream if the header is not at atmospheric pressure.

TRACING A CONTROL VALVE OR PUMP CASE:

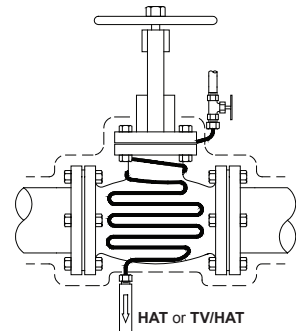
The **HAT** and **TV/HAT** can be used to efficiently trace any number of critical components. Because the valve regulates condensate outflow temperature, any available steam pressure up to 300 PSI (20.7 BAR) may be used without worry that the tracer will be too hot for the process or component.



TRACE DELICATE INSTRUMENTS IN FLEXIBLE OR RIGID ENCLOSURES:

Together with the **TV/SC-I** (as shown in the accompanying illustration) or **ITCH** kit, the **TV/HAT** can be used to provide accurate temperature control in an instrument enclosure or analyzer housing. The **TV/HAT** on the steam inlet keeps the supply line hot right up to the enclosure. For maximum economy, the **TV/HAT** on the outlet removes the condensate in the heater only when it falls below the desired temperature. **HAT** or **TV/HAT** valves may also be used to trace delicate sample lines without worry of over-temperature or available steam pressure.

Therm-Omega-Tech® also manufactures **HAT** valves in temperature ranges that will regulate steam or fluid outflow temperature for many applications, including freeze protection of: Safety showers and/or eyewash stations, pipe runs, water mains; backup protection of traced mains, or for bare pipe runs from an insulated and traced main. Reverse acting models (**HAT/RA**, **HAT/SP**) that provide over-temperature (scald) protection and cooling water control are also manufactured. Available pipe sizes: 1/2" and 3/4" NPT as well as 1/4", 3/8" and 1/2" tube compression fittings. Various Cv's are available also.



CAUTIONS:

Do not over-tighten connections * Tighten tube compression fittings per standard practice* Always test after installation and before use * Always test before winter and summer seasons * Test at regular intervals



WARNING: This product can expose you to chemicals, for example lead, nickel, acrylonitrile, which are known to the State of CA to cause cancer, birth defects, or reproductive harm. For more information, go to www.P65Warnings.ca.gov

Warranty information disclosed at www.thermomegatech.com/terms-conditions/

HAT-TV IMI
REV: 1/31/30